




1.02.05 BENCH CUTTING MACHINE



CUTTING / CORING

COATING / EMBEDDING

BONDING

GRINDING

LAPPING

POLISHING



USES

Bench cutting machine for geological laboratory

CHARACTERISTICS

Electrical

- Motor IP 55 - 550W (230V. Single phase)
- Electrical protection included in the command
- Emergency stop

Cutting shaft

- Speed of the disc : 3000 tr/min
- Ø20 (h6)

Disc

- Housing of the disc for disc Ø200 mm
- Provided disc : diamond disc with continuous rim Ø200 mm for all type of rock
- Disc housing adjustable in height

Structure of the machine

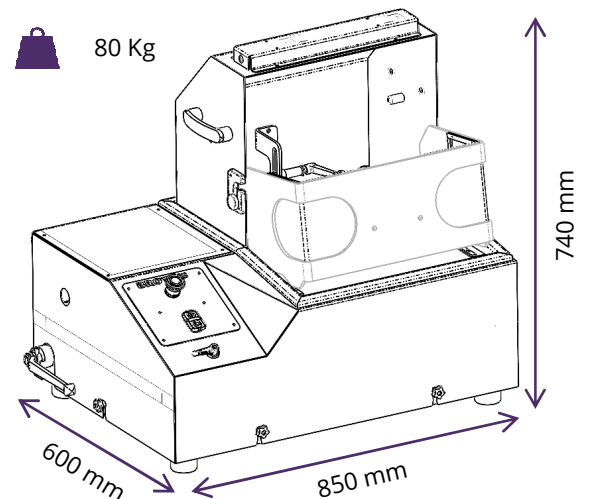
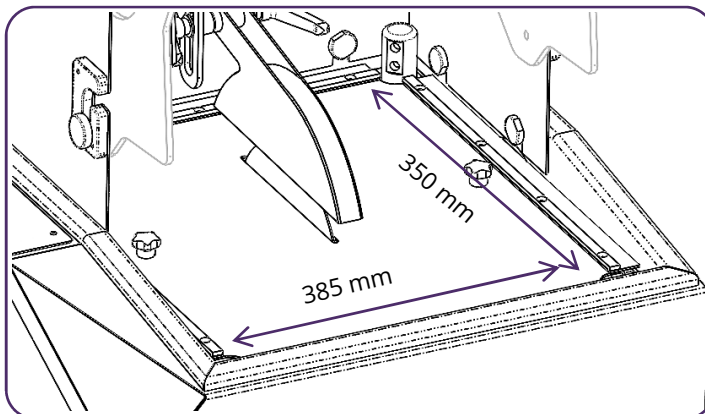
- Cutting table sur plots anti-vibratory plots
- spray lateral and rear device
- Spray front device, with arm passage, easy use
- Frame on anti-vibratory foot
- Stainless steel tray
- Lighting of the cutting station

Cooling

- Cooling with water supply
- Water supply: Ø12 mm
- Water discharge: G1' 1/4 Ø32 mm

OPTION

- Table on wheels
- Recycling tray with electrical pump



Updated in august 2020

AERI BROT**LAB**

230 / 250 route de Savignies - 60650 LE MONT SAINT ADRIEN - FRANCE
Tel : + 33 (0)3 44 82 88 88 - Fax : +33 (0)3 44 13 02 2 - Email : commercial@brotlab.com
SAS capital de 300 000 € - Siret : 40278098500055

BROTLAB****